

Chapter 1

Introduction to i-effect

Definition

The name i-effect is a result of the technical benefits of the software: i-effect achieves optimal integration of data using the IBM iSeries.

iSeries users can integrate iSeries and external business data, using i-effect, to consolidate and speed up global business processes using iSeries. Cross-platform B2B-communication is made more efficient.

i-effect, which meets the most modern requirements made of an application, runs reliably in the background. All its processes can be automated.

Modularity

i-effect is a modular standard solution. The modules cover the areas of spool conversion, SQL-based database export and import, data compression and encryption, as well as communication and distribution of iSeries files. All functions can be automated. i-effect's modular structure offers a wide range of high-performance functions for application areas, which allows users to individually tailor the modules to their needs.

The individual modules can be combined. As an all-in-one solution, i-effect fulfills all business requirements of data integration.

Application Fields of the Modules

i-effect has a modular structure. The following gives a brief description of the benefits of each module.

*SPOOL and *DBEXPORT Conversion Provides Flexibility

The module *SPOOL allows the user to process IBM iSeries spooled files on other systems and platforms. *SPOOL converts iSeries spooled files into modern industrial standard formats, for example: PDF as the de facto standard for distribution of electronic documents, HTML for website display, XLS for processing of data-tables, and RTF for processing in all modern word processors.

*DBEXPORT is a SQL based product and accommodates, using push-technology with DB/2-files, PC formats such as XLS and HTML.

The following formats can be created with *SPOOL:

*TEXT	ASCII-Text	The contents of the spooled data are converted into ASCII text, which is delimited by the combination of carriage return and line feed.
*HTXT	HTML-Text	Text of the spooled data is converted into HTML and is viewable with a browser. Variable fonts, bold print, and other text attributes will not be converted. This format should be used to view conventional iSeries reports using a browser when column alignment and text position are more important than the exact appearance of the report.
*HTML	HTML	Contents and attributes of the spooled data are converted, to be viewed, in a browser in HTML format. Text attributes such as font size, font type, bold text, and underlined text will be rendered in the new file, but the text position in the original can be different than the new file. This format should be used if column alignment and text position are less important than style and properties of the report text.
*PDF	Portable Document Format	The contents and attributes of the spooled data are converted into a PDF. PDFs can be viewed and printed using the free Adobe Acrobat Reader.
*RTF	Rich Text Format	Contents and attributes of the spooled data are converted into RTF format. RTF files can be viewed and printed with almost all word processors such as MS Word, Word-Pad or Lotus Word Pro.
*GIF	Graphics-Interchange-Format	The spooled data is converted into GIF format. Files can be printed or viewed using an appropriate picture processing program.

*TIFF_G4	Tagged Image File Format	Spooled data is converted into TIFF_G4 format. Files can be printed or viewed using an appropriate picture processing program.
*TIFF_PB	Tagged Image File Format	Spooled data is converted into TIFF_PB format. Files can be printed or viewed using an appropriate picture processing program.
*XLS	Microsoft® Excel worksheet	The data can be transferred into a MS Excel worksheet for further use.
*CSV	Delimited ASCII-Text	The text content of the spooled data is converted into the delimited ASCII text format. The margins are created by a combination of carriage return and line feed. Using the DELIMITERS parameter the delimiters can be specified in order to separate fields and string delimiters. This option can also create files in CSV format and other similar formats to import them into spreadsheet software and other PC applications.
*SAV	Archive	The spooled data is saved in the compressed archive-format. They can be decompressed with the CVSTMSPFL command.

*DBEXPORT is able to process the following input and sources:

- Spontaneous SQL queries
- SQL queries which are stored in a sourcefile member
- Query/400 queries
- Query Management- (QM/400) queries
- Physical iSeries- (AS/400) files
- Logical iSeries- (AS/400) files

*DBEXPORT can export the results or contents of these sources into a data stream file or into one of the following formats:

- XLS (EXCEL), [BIFF 8 Format (compatible with Excel 97 and higher) as well as BIFF 5 Format (compatible with Excel 5 and higher)]
- HTML
- CSV (Comma Separated Value) and other delimited text formats
- Fixed Text format

*ZIP: Compression Saves Memory

By compressing business data, storage and communication costs can be reduced. The *ZIP module compresses using GZIP-logic. It reduces storage space usage up to 90%.

*ZIP can be used to manage ZIP archives. It is 100% compatible with other archive programs and is ideal for exchanging data between different systems.

Compressed data can be exchanged between other platforms, because i-effect can convert between ASCII and EBCDIC.

*EMAIL, *AS2, *HTTP, *OFTP, *FTP and *FAX: Communication in All Directions

The module *EMAIL is used to send and receive IFS files; to convert spooled files (e.g. as a PDF document), ZIP archived files, or any other files from a system over the default SMTP server.

The module *AS2 is used to send and receive data via a HTTP/HTTPS (Hypertext Transfer Protocol) connection and makes a direct connection to communications partner possible, in order to transfer data quickly and securely. Electronic business documents, in the desired format (EDI, XML, CSV, txt etc.), can be encrypted and given an electronic signature to be sent on to business partners.

A status report allows the user to see if the data transfer was successful.

The *HTTP module is used to send and receive the desired data via HTTP POST. It is also possible to use an SSL secure connection (HTTPS).

The module *OFTP integrates the Odette File Transfer Protocol (OFTP) in i-effect and offers complete OFTP support. The OFTP server is able to receive and deliver files from communications partners.

The *FTP module enables the user to send and receive data via FTP (File Transfer Protocol).

Using *FAX, every printer output of the system can be sent easily via Internet gateway to a FAX provider. For email and e-Fax communication no additional software or hardware is needed. Maintenance and service costs for Fax services do not apply. Because of the high capacity of the Internet Fax Service Provider, telefaxes reach the receiver almost instantaneously.

*SERVER: Complete Process Automation

Administration time and costs are saved by completely automating i-effect processes. The *SERVER module accesses functions based on time or event.

*CRYPT: Advanced Signing and Encryption

The *CRYPT module signs/verifies PDF files and encrypts/decrypts any files.

In combination with the *EMAIL module encrypted and signed emails can be created (S/MIME).

*SIGG: Qualified Electronic Signature

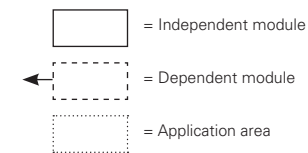
i-effect® *SIGG (Qualified Electronic Signature) enables the user to sign data generally and PDF files specifically in accordance with the German signature ordinances (SigV) and German signature law (SigG).

i-effect® *SIGG (Qualified Electronic Signature) guarantees a high level of security in a closed system environment.

Examples of Typical Use

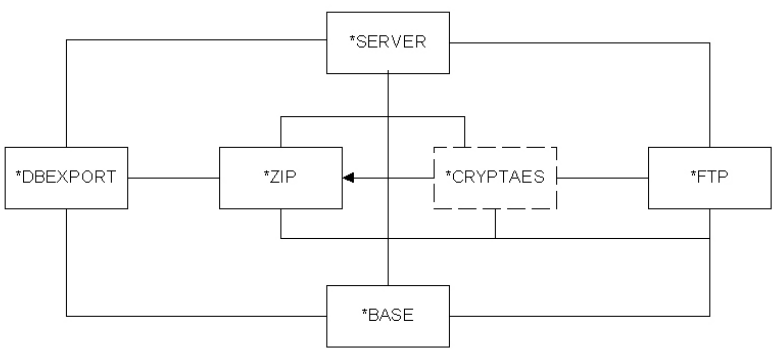
i-effect modules are interlocked in their conception and programming, which makes the coordination of the modules easy and efficient. The modules can be combined in many different ways, and thus tailored to the individual system and business processes.

The following examples are only a sample of the possible combinations.



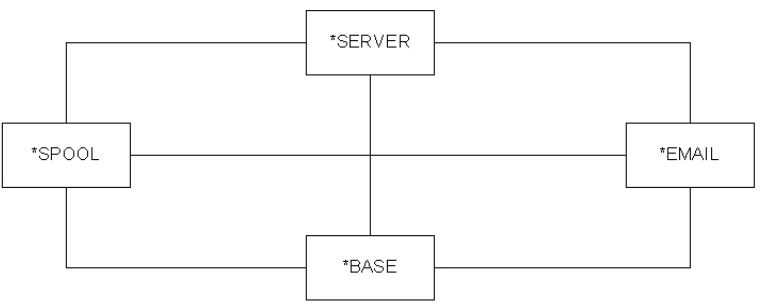
Example 1

i-effect takes Sales figures from the DB/2 database and creates an Excel file. The sensitive business data is then compressed and encrypted. Branch offices send data, in this manner, to central offices.



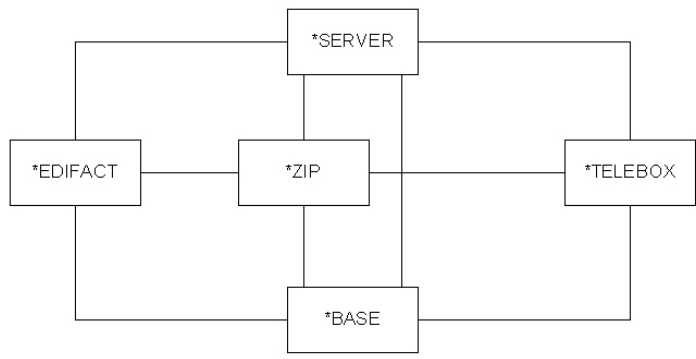
Example 2

Inventory lists are automatically converted into *PDF and sent to the correct department via email at the predefined time.



Example 3

commercial documents and business messages are exchanged via Business-MailX.400 between suppliers and wholesalers, using the EDIFACT standard.



Handling

Chapters

The chapter headings (from chapter 5 on) correspond to the module's specific area of use.

The second structural level of the respective chapters corresponds to the menu dialogs on the display screen. The (menu) headings give further orientation, because they deal with the possible uses of i-effect that will actually occur in regular use.

Parameters

The third level of organisation is a detailed explanation of the system functions. A key position has been given to the command parameters and their corresponding elements. To make it easier to find the individual parameters, they have been rendered grey in the manual. Users, who merely want to check a specific command, can do so using the chapter "Commands Overview" in the appendix.

Screenshots

Screenshots are added to help the user to understand the different command parameters and give an overview of the menu dialogs.

Index und Glossary

The Index gives an overview of the central terms that are used in conjunction with i-effect and its processes. If the index at the beginning is not detailed enough, use the more detailed index at the end to get to the particular chapter.

The most important terms are defined in the glossary.

Parameter Overview

The Parameter Overview gives an alphabetical listing of all of the i-effect parameters.